



# Motorbike Decal Instructions


**IMPORTANT**



Work in a place sheltered from the sun, wind and dust.



After sticking, wait at least 72 hours before using car wash.



Always stick the decal at temperatures above 10°C / 50°F



Place the motorcycle in a room protected from the sun, wind and dust.




Clean with clear water **WITHOUT SOAP!**  
Dry with a micro-fiber.



Present the top in the correct position without sticking the adhesive.



Glue the sticker from the center to the outside as shown by the pink arrows.



Apply the sticker by chasing air bubbles. Always go from the center to the outside.



A heat gun (or a good hair dryer) will eliminate the last bubbles on the outline.



Step 1 completed! Gluing on the tank (step 2) is more difficult and we advise you to call a professional.


# Motorbike Decal Instructions



Fuel tanks often have more curvature than the rest of the bike. The pose is more difficult. If you are inexperienced, we advise you to call a professional.



Find the right position of the sticker *without trying to stick it*. The ideal position is 2 mm below the theoretical yellow line (base of the tank).




Give priority to paste the central part (the pink ellipse in the picture).



Glue gradually towards the rear of the tank. Respect the direction of the pink arrows in the picture.



Most difficult step: paste the front part. The use of a hair dryer can be useful to facilitate the installation by softening the sticker.



Fold the bottom of the sticker under the tank.



Position and fix the bottom of the edging stripe.



Glue the front part and cut off the excess of material.



# Motorbike Decal Instructions



Apply the edging stripe to the back of the tank.  
This may take more than 20 minutes to complete it perfectly.



Fix the adhesive permanently with heat.  
Do not abuse the heat ... there is fuel in the tank!



Clean the fork and apply the sticker.



Remove the last air bubbles ...

*Enjoy your Ride!*

**72h**

After sticking, wait at least 72 hours before using car wash.

*Racing Direct*